




SUBMITTAL DATA: AD3-E-190

E FRAME ADSORPTION CHILLER

Job Name:	Location:	Date:
Purchaser:	Engineer:	
Submitted to:	Approval:	Date:
Submitted by:	Schedule No.:	

GENERAL FEATURES:

- ▶ Ultra low electricity consumption
- ▶ Zero ozone depletion potential
- ▶ No dangerous chemicals
- ▶ Very few moving parts
- ▶ Ease of maintenance
- ▶ Advanced microprocessor control
- ▶ Designed for outdoor installation
- ▶ Wide temperature ranges allowed



MODEL	E-190
Rated Capacity (kW)	668

Chilled Water:

Inlet Temperature (°C)	12.8
Outlet Temperature (°C)	7.2
Flow Rate (l/s)	29
Pressure Drop (m. H ₂ O)	11

Condenser Water:

Inlet Temperature (°C)	29.4
Outlet Temperature (°C)	35.0
Flow Rate (l/s)	87
Pressure Drop (m. H ₂ O)	10.5

Hot Water:

Inlet Temperature (°C)	90.6
Outlet Temperature (°C)	83.9
Flow Rate (l/s)	48
Pressure Drop (m. H ₂ O)	10.5

*Rated for maximum capacity mode. Higher efficiencies are available at reduced capacities.

*All data is preliminary and subject to change without notice.

Electrical

Voltage:..... 3 ph, Any Voltage
 Frequency:..... 50 or 60 Hz
 Operating kW Consumption:..... 0.8 kW
 Maximum kW Consumption..... 1.9 kW

Air Supply

Air Pressure:..... 4.81 bar
 Air Consumption:..... 0.16 l/s

Unit Dimensions*

Width..... 2490 mm
 Length..... 5080 mm
 Height..... 3251 mm

*with cabinets mounted on the rear

Weight

Empty:..... 18200 kg
 Operating:..... 20000 kg

Refrigerant type:..... Tap Water (H₂O)

Operating Range

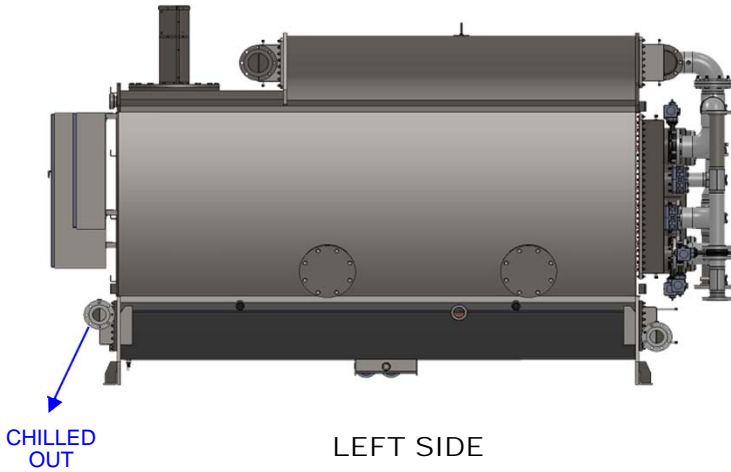
Chilled Water..... 3.3°C to 20°C
 Hot Water..... 51.7°C to 93.3°C
 Condenser Water..... 10°C to 39°C
 Maximum Pressure..... 4.8 bar

*Maximum pressure 70 psig for hot, chilled, & condenser water

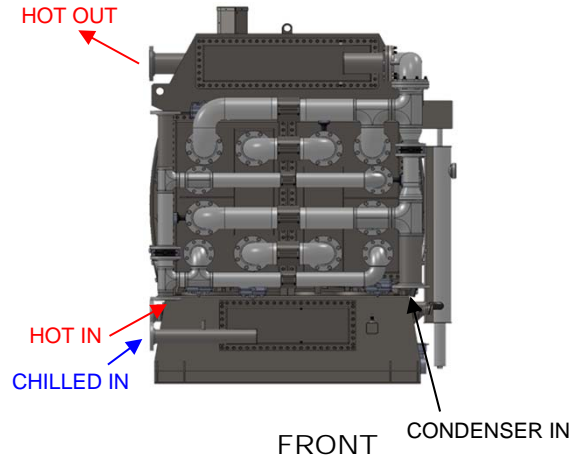
Notes:

DIMENSIONS: AD3-E-190

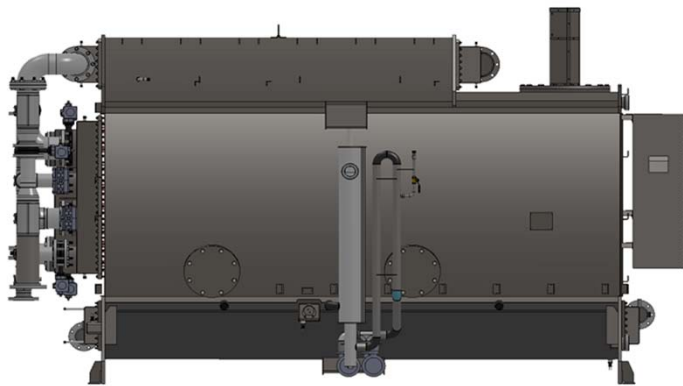
190 TON ADSORPTION CHILLER



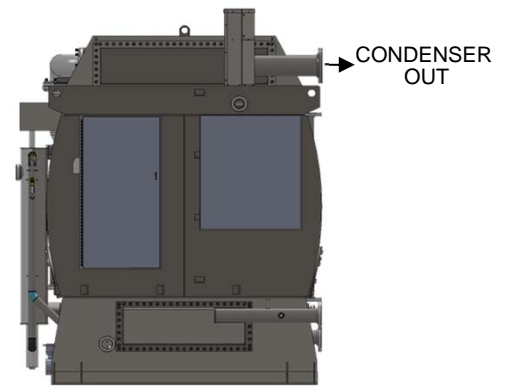
LEFT SIDE



FRONT



RIGHT SIDE



REAR

(36" access required for control cabinet access.)

	Inlet	Outlet
Chilled.....	4"	4"
Condenser	6"	6"
Hot.....	4"	4"

*All are ANSI flanged connections

Field Notes:

Chiller must be leveled upon installation with included leveling bolts.
 Three-way control valves are NOT required for field piping.
 Minimum 30" clearance required in front of the chiller.
 The piping configuration shall provide clear access to the chiller.
 Installation and water treatment per IOM required.

Specifications are subject to change without notice.